

Report No.: 20200719

Test Time: 2020-07-20 15:40

Luminaire Property

Luminaire Manufacturer:

Luminaire Category: TM

Luminaire Description: MX601A-LD40WDD-四色 4000k 下发光反向测试

Lamp Catalog: 4000K

Number of Lamps: 112

Lumens per Lamp: 32-35LM

Luminous Length (mm): 1200

Luminous Width (mm): 70

Luminous Height (mm): 98

Voltage: 118.9 V

Current: 0.347 A

Power: 41.16 W

Power Factor: 0.997

Photometric Results

CIE Class: Indirect

Total Rated Lamp Lumens: 3584.0 lm

Measurement Flux: 3407.4 lm

Efficiency: 95.07%

Downward Ratio: 2.10%

Upward Ratio: 92.97%

Field Angle: H0.0 V0.0

Beam Angle: H0.0 V0.0


Luminaire Efficacy Rating (LER): 83

Central Intensity: 13.01 cd

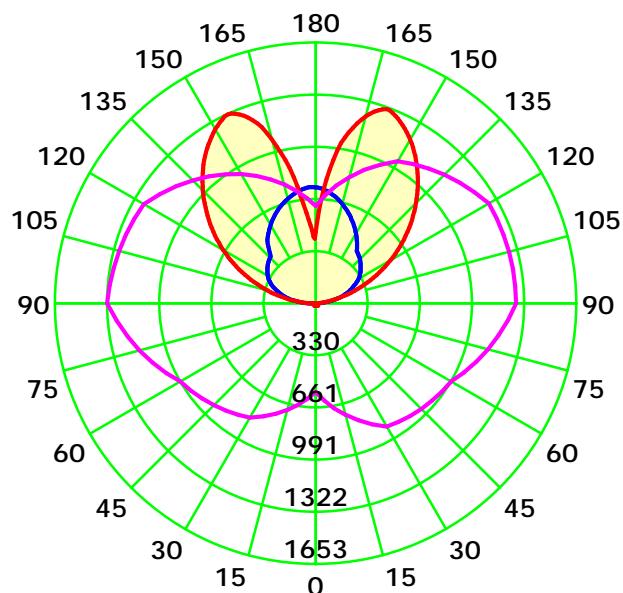
Max. Intensity: 1322.41 cd

Pos of Max. Intensity: H270 V155

Picture Of Luminaire



Luminous Intensity Distribution Curve



Average Diffuse Angle(50%): 0.0° Unit: cd

— C0-C180 — C90-C270 — G155

C Plane (°):0.0-360.0: 30.0

Test Lab: 65

Test Type: TYPE C

Temperature: 23

Operator: QIU

Gamma Plane (°):0.0-180.0: 1.0

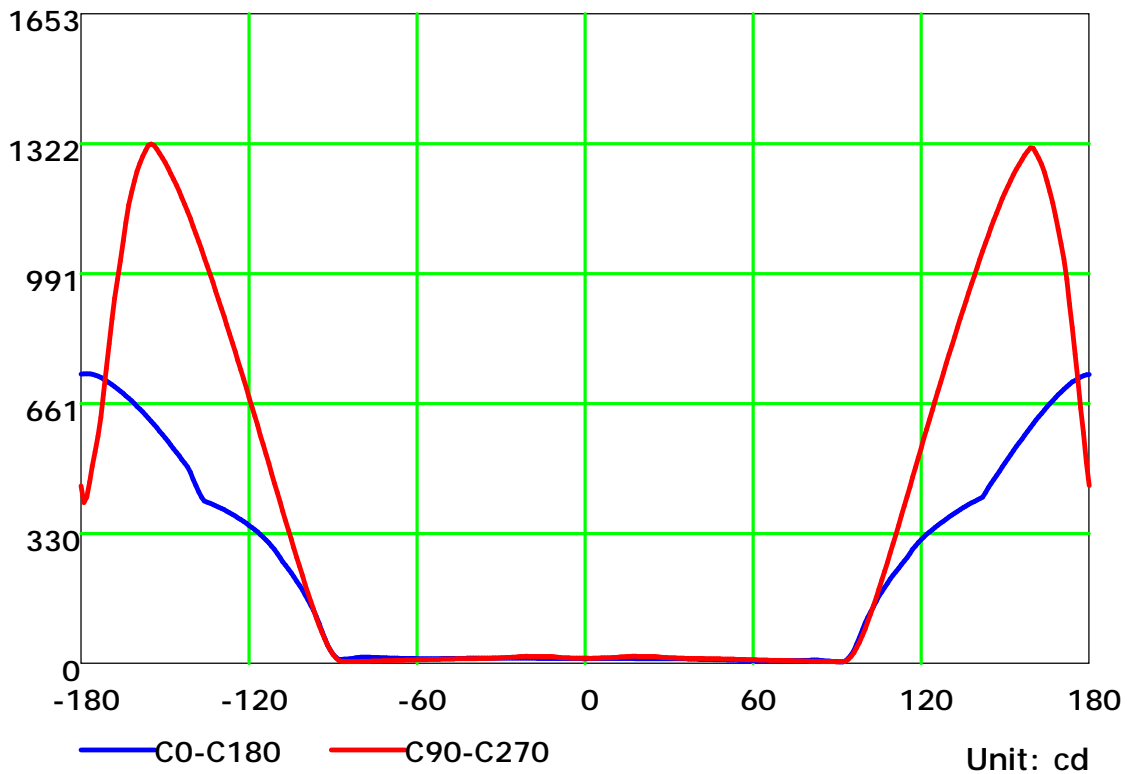
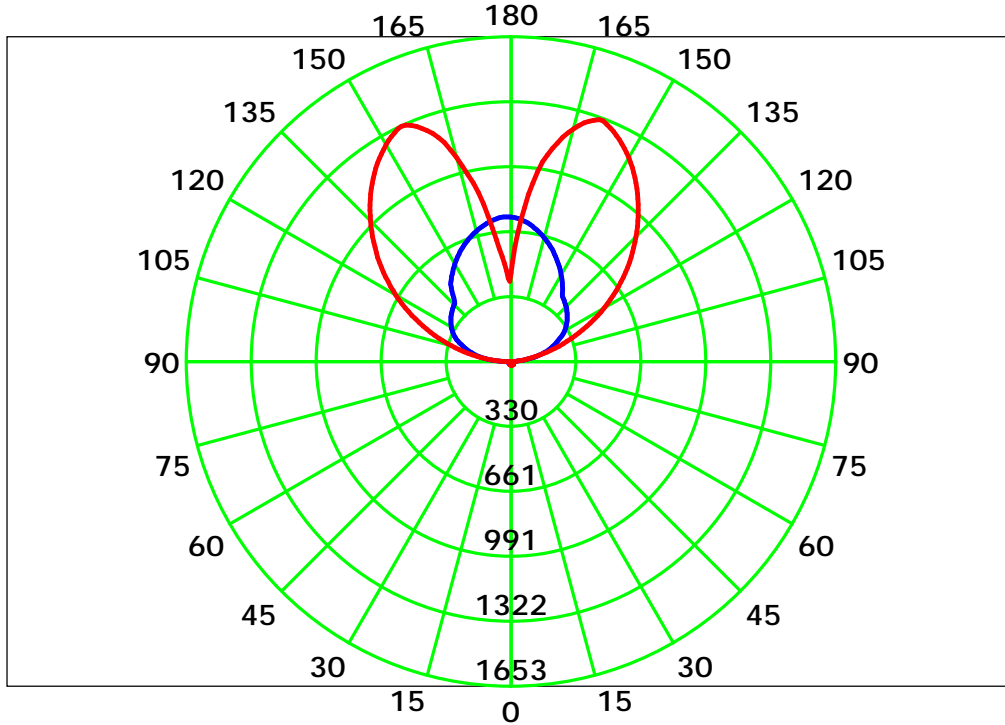
Test Device: GPM-1600L

Distance: 8.690 m

Humidity: 88

Inspector:

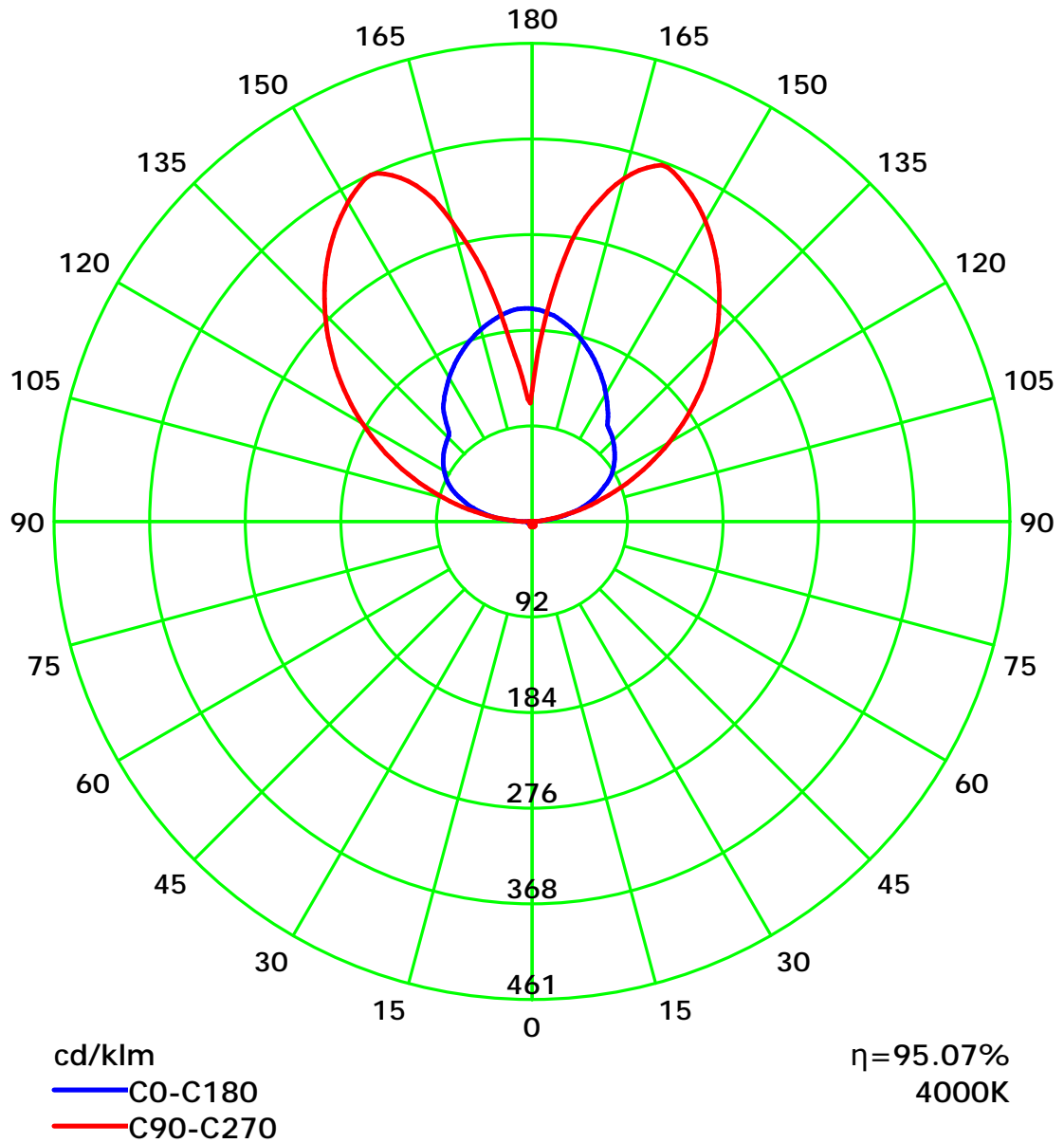
Luminous Intensity Distribution Curve



C Plane (°):0.0-360.0: 30.0
 Test Lab: 65
 Test Type: TYPE C
 Temperature: 23
 Operator: QIU

Gamma Plane (°):0.0-180.0:1.0
 Test Device: GPM-1600L
 Distance: 8.690 m
 Humidity: 88
 Inspector:

Luminous Intensity Distribution Curve(cd/klm)



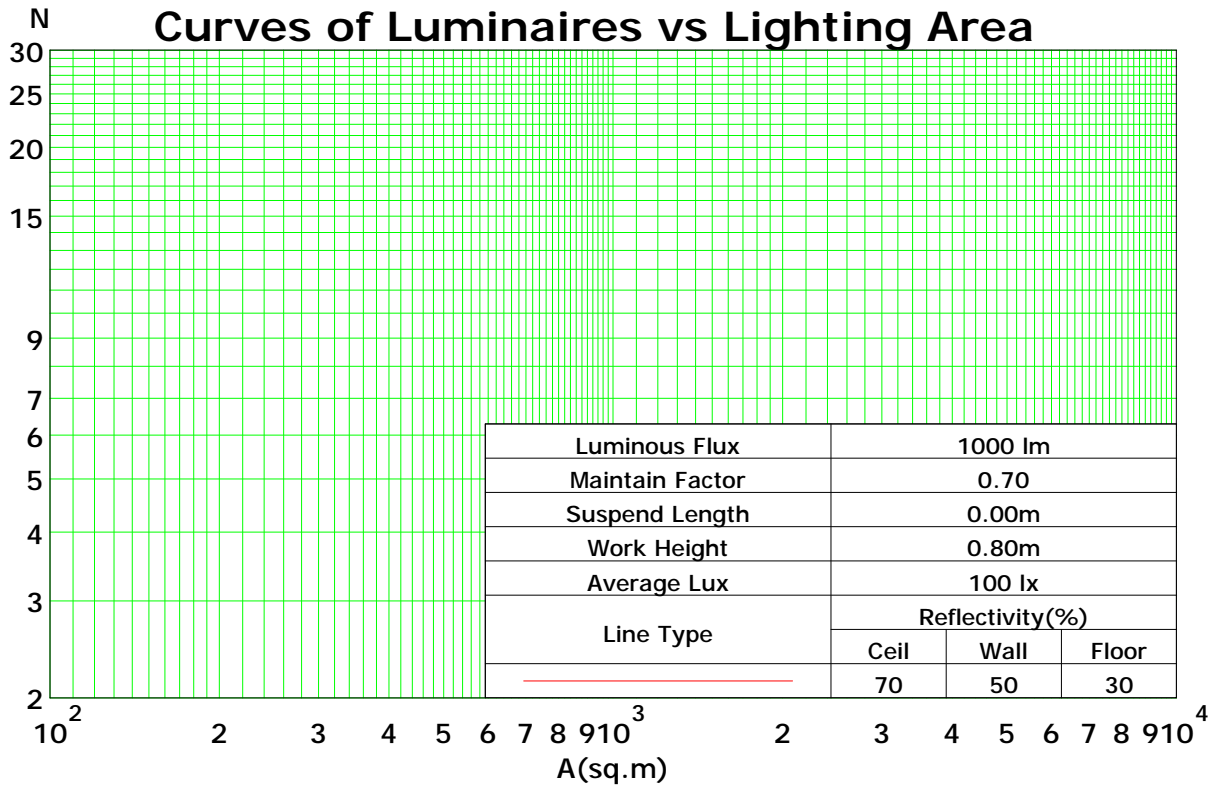
C Plane (°):0.0-360.0: 30.0
 Test Lab: 65
 Test Type: TYPE C
 Temperature: 23
 Operator: QIU

Gamma Plane (°):0.0-180.0:1.0
 Test Device: GPM-1600L
 Distance: 8.690 m
 Humidity: 88
 Inspector:

Coefficients Of Utilization - Zonal Cavity Method

RC	0.8	0.8	0.8	0.8	0.7	0.7	0.7	0.7	0.5	0.5	0.5	0.3	0.3	0.3	0.1	0.1	0.1	0
RW	0.7	0.5	0.3	0.1	0.7	0.5	0.3	0.1	0.5	0.3	0.1	0.5	0.3	0.1	0.5	0.3	0.1	0
RCR	RF = 0.2																	
0	91	91	91	91	78	78	78	78	54	54	54	32	32	32	12	12	12	2
1	83	79	75	72	71	68	65	62	47	45	44	28	27	26	10	10	9	2
2	75	69	63	59	64	59	55	51	41	38	36	24	23	22	9	8	8	1
3	68	60	54	49	58	52	47	42	36	33	30	21	20	18	8	7	7	1
4	62	53	46	41	53	46	40	36	32	28	25	19	17	15	7	6	6	1
5	57	47	40	35	49	40	35	30	28	24	22	17	15	13	6	5	5	1
6	52	42	35	29	45	36	30	26	25	21	18	15	13	11	5	5	4	1
7	48	37	30	25	41	32	26	22	22	19	16	13	11	10	5	4	4	0
8	44	34	27	22	38	29	23	19	20	16	14	12	10	8	4	4	3	0
9	41	30	24	19	35	26	21	17	18	15	12	11	9	7	4	3	3	0
10	38	28	21	17	33	24	18	15	17	13	11	10	8	7	4	3	2	0

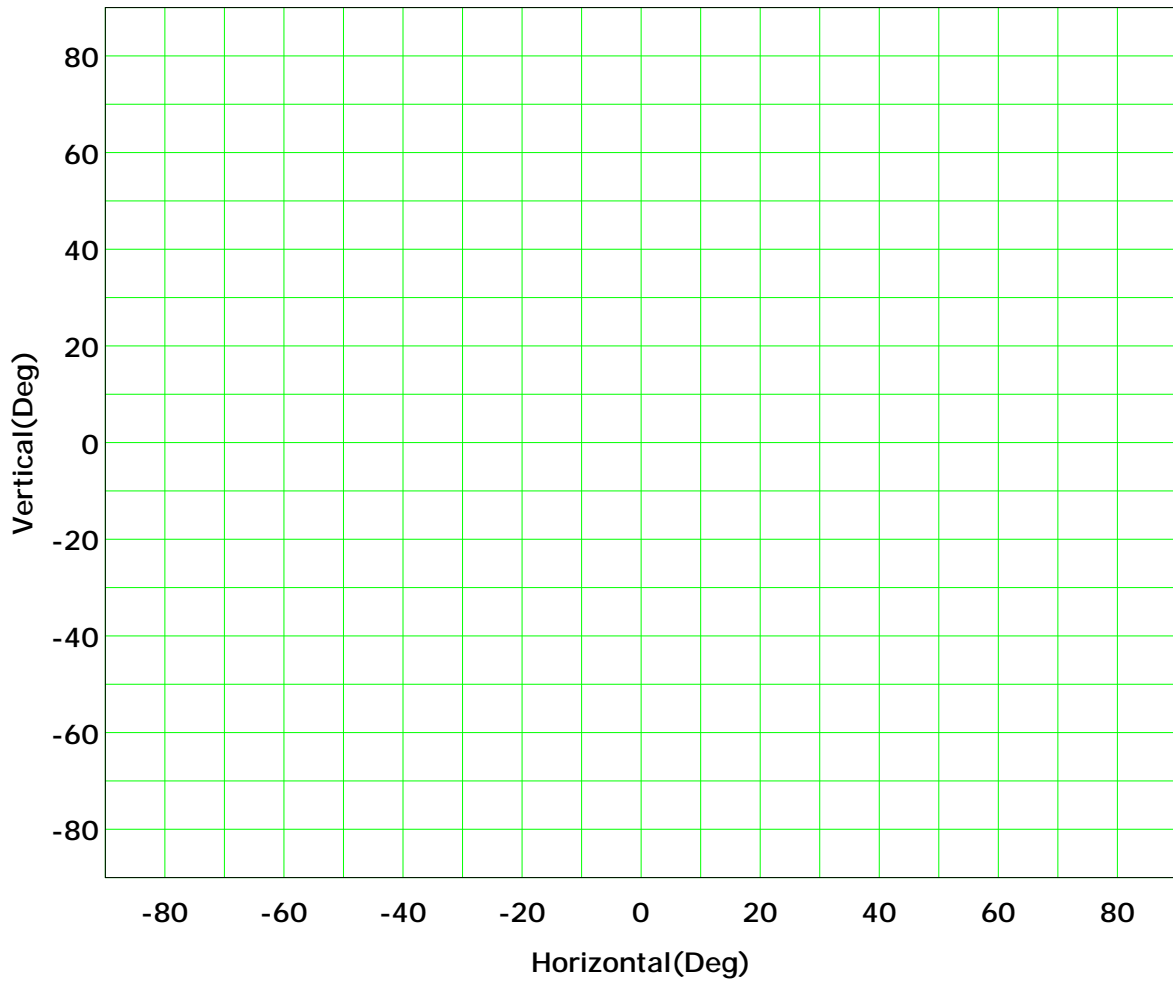
Spacing Criteria (0-180): 1.54
 Spacing Criteria (90-270): 1.49
 Spacing Criteria (Diagonal): 1.77



C Plane (°):0.0-360.0: 30.0
 Test Lab: 65
 Test Type: TYPE C
 Temperature: 23
 Operator: QIU

Gamma Plane (°):0.0-180.0:1.0
 Test Device: GPM-1600L
 Distance: 8.690 m
 Humidity: 88
 Inspector:

Isocandela (rectangle)



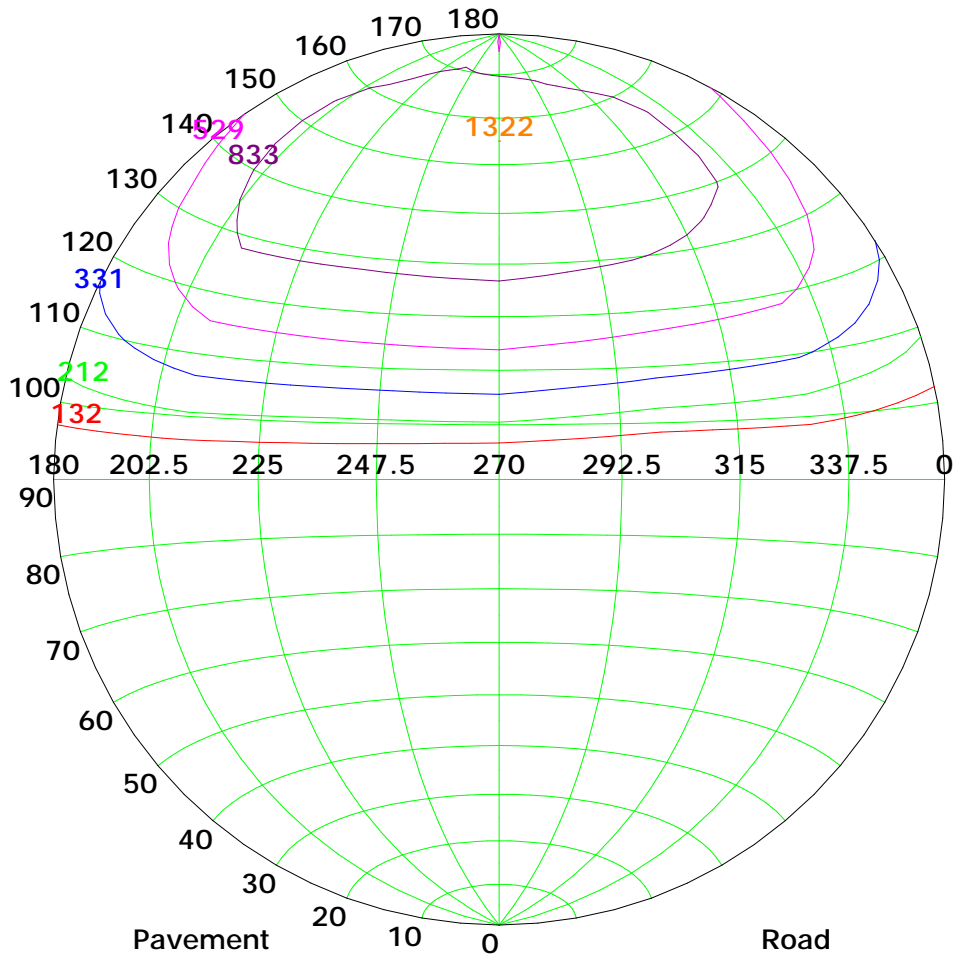
Imax (100%): 1322 cd

— (10%): 132 cd	— (16%): 212 cd
— (25%): 331 cd	— (40%): 529 cd
— (63%): 833 cd	— (100%): 1322 cd

C Plane (°):0.0-360.0: 30.0
 Test Lab: 65
 Test Type: TYPE C
 Temperature: 23
 Operator: QIU

Gamma Plane (°):0.0-180.0:1.0
 Test Device: GPM-1600L
 Distance: 8.690 m
 Humidity: 88
 Inspector:

Isocandela (sphere)



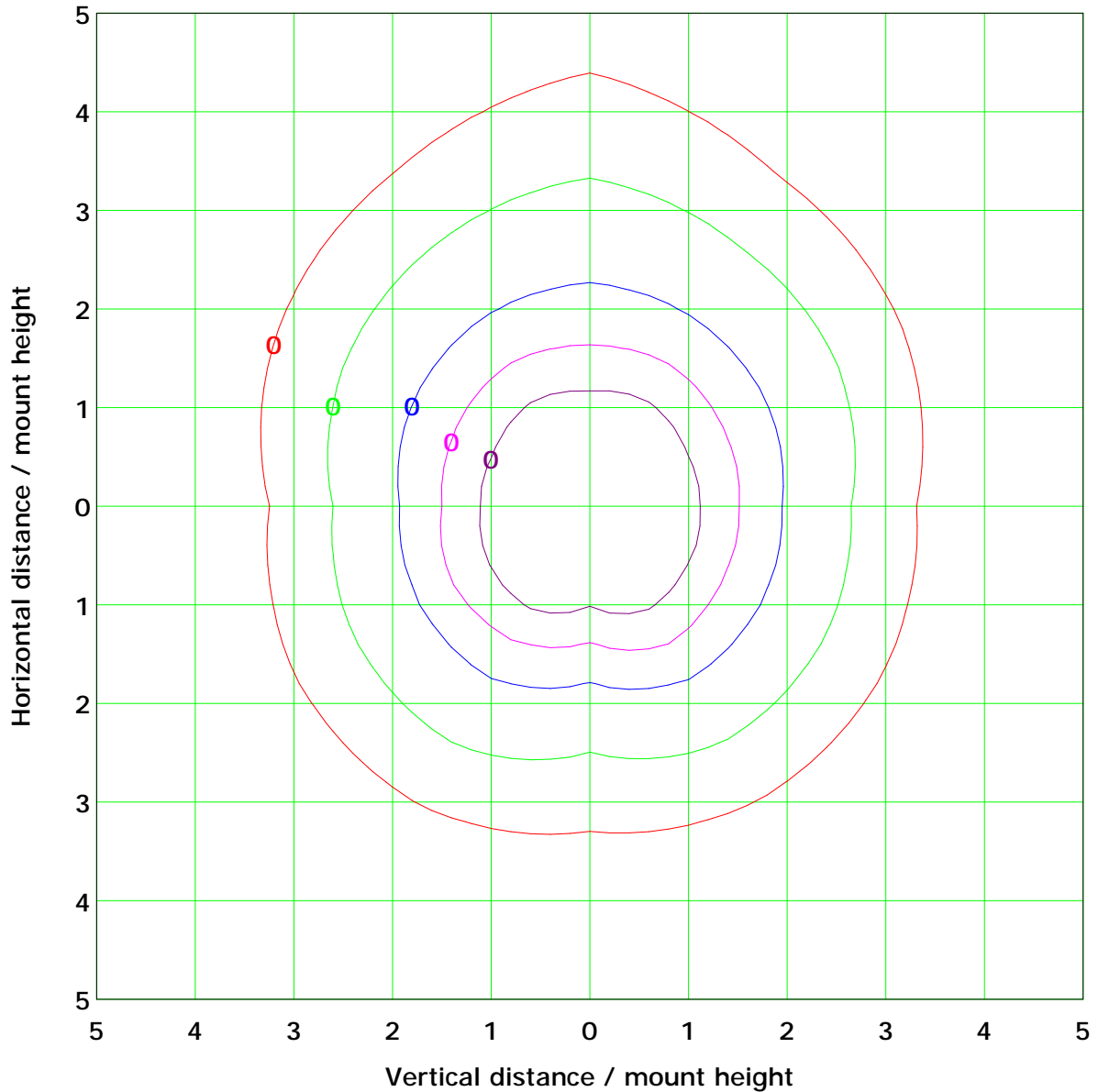
Imax (100%): 1322 cd

— (10%): 132 cd	— (16%): 212 cd
— (25%): 331 cd	— (40%): 529 cd
— (63%): 833 cd	— (100%): 1322 cd

C Plane (°):0.0-360.0: 30.0
 Test Lab: 65
 Test Type: TYPE C
 Temperature: 23
 Operator: QIU

Gamma Plane (°):0.0-180.0:1.0
 Test Device: GPM-1600L
 Distance: 8.690 m
 Humidity: 88
 Inspector:

IsoLux Plot



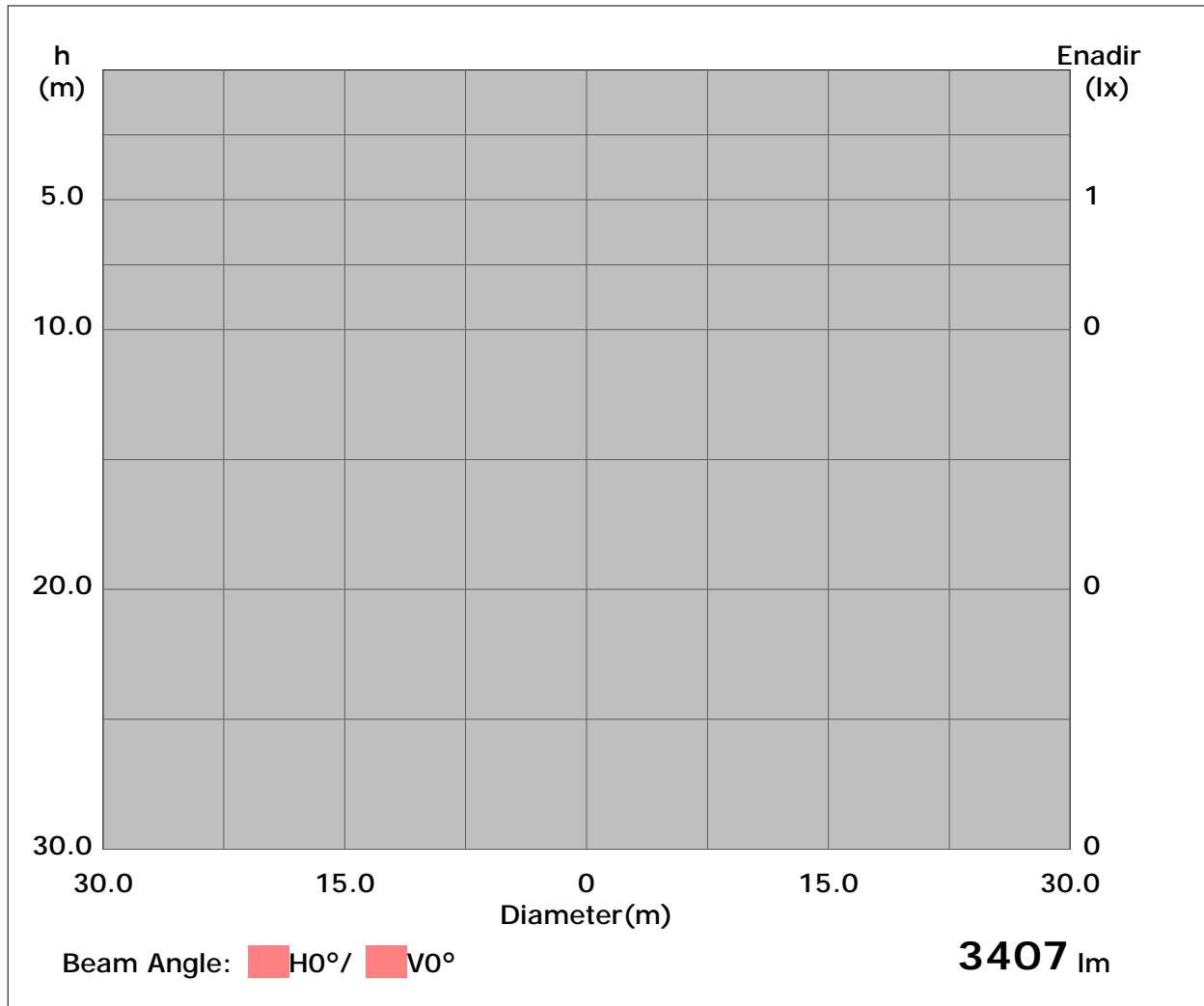
Mounting Height: 3.3m Max Lux(100%): 1.7 lx

— (1%): 0.0 lx	— (2%): 0.0 lx
— (5%): 0.1 lx	— (10%): 0.2 lx
— (20%): 0.3 lx	

C Plane (°):0.0-360.0: 30.0
 Test Lab: 65
 Test Type: TYPE C
 Temperature: 23
 Operator: QIU

Gamma Plane (°):0.0-180.0:1.0
 Test Device: GPM-1600L
 Distance: 8.690 m
 Humidity: 88
 Inspector:

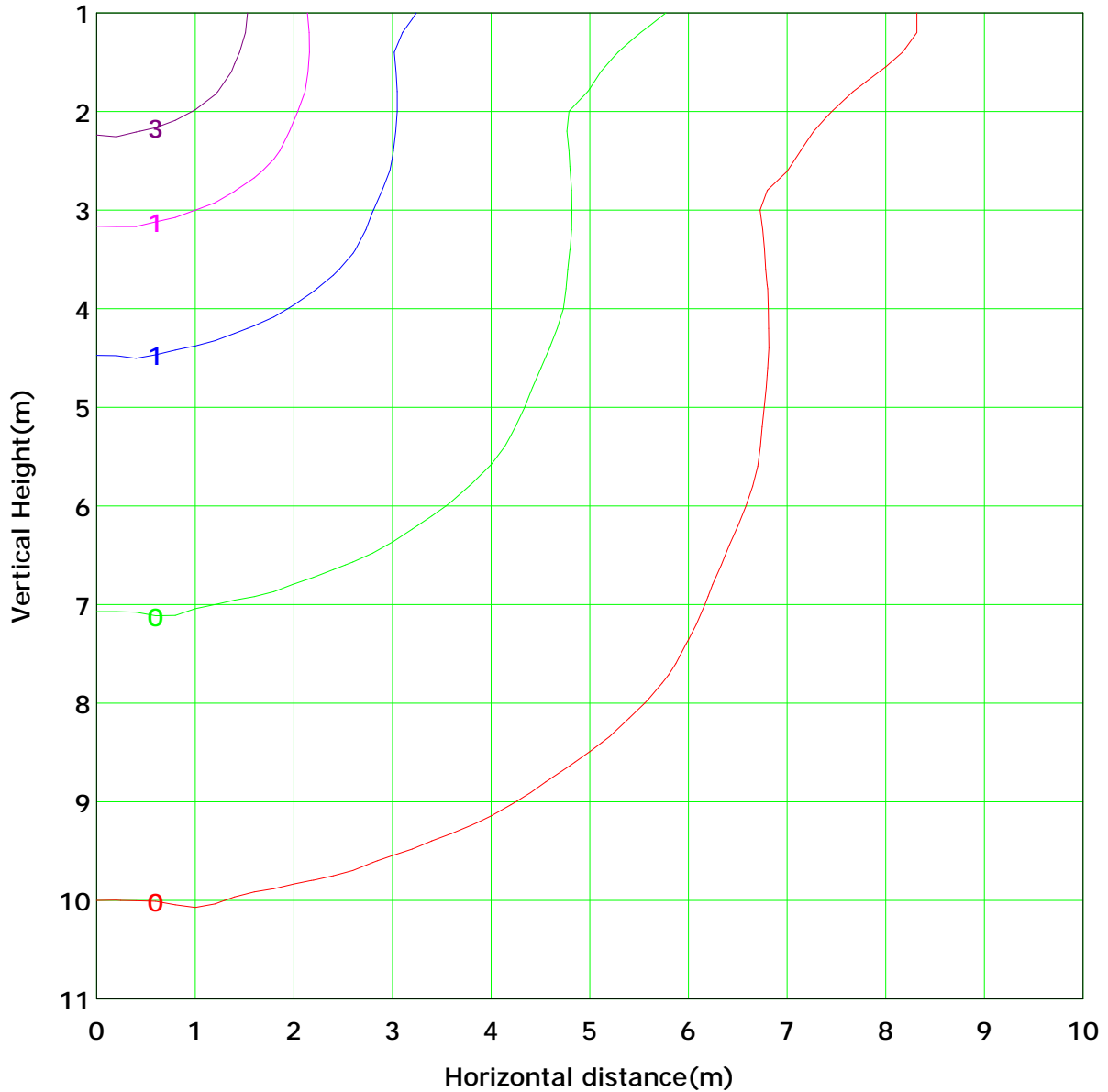
Illuminance at a Distance



C Plane (°):0.0-360.0: 30.0
 Test Lab: 65
 Test Type: TYPE C
 Temperature: 23
 Operator: QIU

Gamma Plane (°):0.0-180.0:1.0
 Test Device: GPM-1600L
 Distance: 8.690 m
 Humidity: 88
 Inspector:

Vertical IsoLux Plot

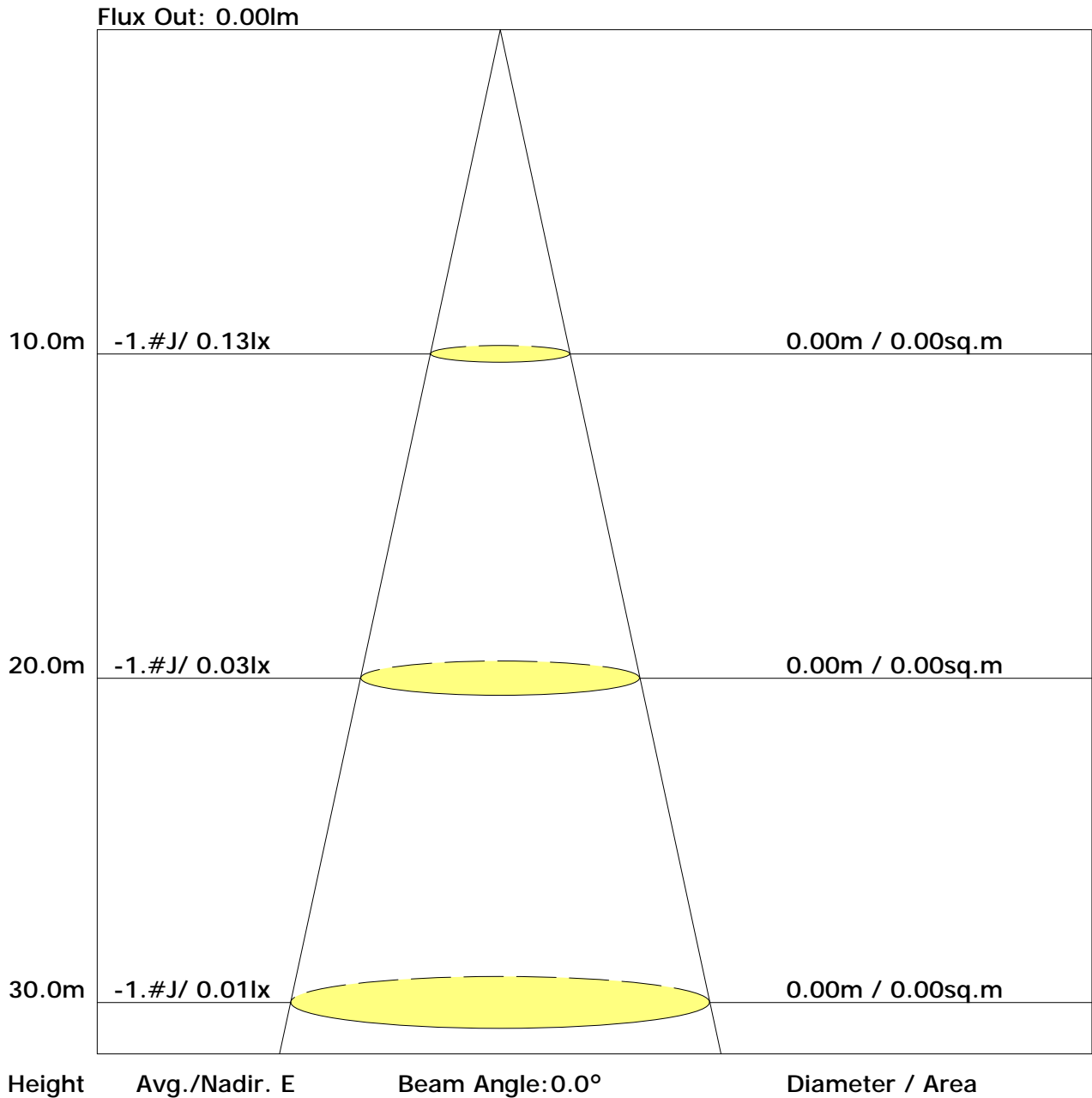


Lowest(m): 1.0m Highest(m): 11.0m Max Lux: 13.0 lx
 (1%): 0.1 lx (2%): 0.3 lx
 (5%): 0.7 lx (10%): 1.3 lx
 (20%): 2.6 lx

C Plane (°):0.0-360.0: 30.0
 Test Lab: 65
 Test Type: TYPE C
 Temperature: 23
 Operator: QIU

Gamma Plane (°):0.0-180.0:1.0
 Test Device: GPM-1600L
 Distance: 8.690 m
 Humidity: 88
 Inspector:

The Average Illuminance Effective Figure



C Plane (°): 0.0-360.0: 30.0
 Test Lab: 65
 Test Type: TYPE C
 Temperature: 23
 Operator: QIU

Gamma Plane (°): 0.0-180.0: 1.0
 Test Device: GPM-1600L
 Distance: 8.690 m
 Humidity: 88
 Inspector:

UGR Table

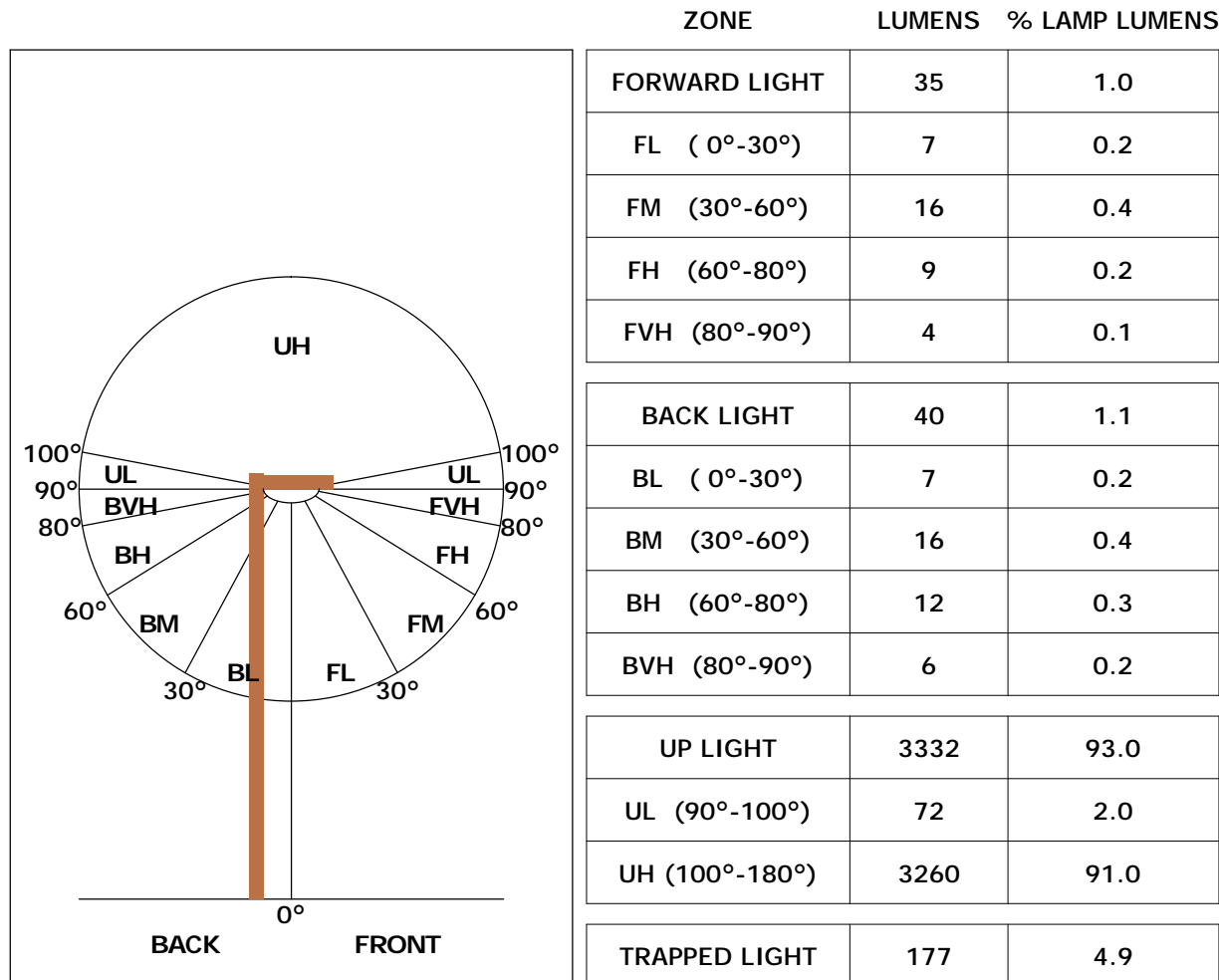
Reflectance:										
Ceiling (cavity)	0.7	0.7	0.5	0.5	0.3	0.7	0.7	0.5	0.5	0.3
Wall	0.5	0.3	0.5	0.3	0.3	0.5	0.3	0.5	0.3	0.3
Reference plane	0.2	0.2	0.2	0.2	0.2	0.2	0.2	0.2	0.2	0.2
Room dimensions	Viewed crosswise					Viewed endwise				
X=2H Y=2H	-15.4	-14.8	-14.1	-13.6	-11.8	-17.0	-16.5	-15.7	-15.2	-13.4
3H	-13.1	-12.6	-11.8	-11.4	-9.5	-15.0	-14.5	-13.8	-13.3	-11.5
4H	-11.7	-11.2	-10.4	-10.0	-8.2	-14.2	-13.7	-12.9	-12.5	-10.6
6H	-9.9	-9.4	-8.6	-8.2	-6.3	-13.4	-13.0	-12.1	-11.7	-9.9
8H	-8.8	-8.4	-7.5	-7.1	-5.3	-13.1	-12.7	-11.8	-11.4	-9.6
12H	-7.7	-7.3	-6.4	-6.1	-4.2	-12.8	-12.4	-11.5	-11.1	-9.3
X=4H Y=2H	-15.0	-14.5	-13.7	-13.2	-11.4	-16.0	-15.6	-14.7	-14.3	-12.5
3H	-12.4	-12.0	-11.1	-10.7	-8.9	-13.8	-13.4	-12.5	-12.1	-10.3
4H	-10.9	-10.5	-9.6	-9.3	-7.4	-12.8	-12.4	-11.5	-11.2	-9.3
6H	-9.0	-8.7	-7.7	-7.4	-5.5	-11.9	-11.6	-10.6	-10.3	-8.4
8H	-7.8	-7.6	-6.6	-6.3	-4.4	-11.5	-11.2	-10.2	-9.9	-8.0
12H	-6.7	-6.5	-5.4	-5.2	-3.3	-11.1	-10.8	-9.8	-9.6	-7.7
X=8H Y=4H	-10.7	-10.4	-9.4	-9.1	-7.2	-12.1	-11.8	-10.8	-10.5	-8.6
6H	-8.6	-8.4	-7.3	-7.1	-5.2	-10.9	-10.7	-9.6	-9.3	-7.5
8H	-7.4	-7.2	-6.1	-5.9	-4.1	-10.3	-10.1	-9.0	-8.8	-7.0
12H	-6.2	-6.0	-4.9	-4.7	-2.8	-9.8	-9.6	-8.5	-8.4	-6.5
X=12H Y=4H	-10.7	-10.4	-9.4	-9.1	-7.3	-11.9	-11.6	-10.6	-10.3	-8.5
6H	-8.6	-8.4	-7.3	-7.1	-5.2	-10.6	-10.4	-9.3	-9.1	-7.2
8H	-7.4	-7.2	-6.1	-5.9	-4.0	-9.9	-9.8	-8.6	-8.5	-6.6

Calculate in accordance with CIE 190:2010

C Plane (°):0.0-360.0: 30.0
 Test Lab: 65
 Test Type: TYPE C
 Temperature: 23
 Operator: QIU

Gamma Plane (°):0.0-180.0:1.0
 Test Device: GPM-1600L
 Distance: 8.690 m
 Humidity: 88
 Inspector:

FLUX DISTRIBUTION TABLE BASED ON THE IESNA LUMINAIRE CLASSIFICATION SYSTEM



BUG(Backlight,Uplight,Glare) Rating Base On TM-15-07	
Asymmetrical Luminaire Types (Type I,II,III,IV)	B0 U5 G0
Quadrilateral Symmetrical Luminaire Types (Type V,Area Light)	B0 U5 G0

C Plane (°):0.0-360.0: 30.0
Test Lab: 65
Test Type: TYPE C
Temperature: 23
Operator: QIU

Gamma Plane (°):0.0-180.0:1.0
Test Device: GPM-1600L
Distance: 8.690 m
Humidity: 88
Inspector:

Utilisation Factor Table(Floor cavity)

Utilisation Factors UF(F)			SHR NOM = 1.75									
Room Reflectance			Room Index(RI)									
Ceiling	Wall	Floor	0.75	1.00	1.25	1.50	2.00	2.50	3.00	4.00	5.00	
0.70	0.50	0.20	NA	0.41	0.46	0.50	0.55	0.59	0.62	0.65	0.68	
	0.30		NA	0.35	0.40	0.44	0.51	0.55	0.58	0.62	0.65	
	0.20		NA	0.30	0.36	0.40	0.47	0.51	0.55	0.59	0.62	
0.50	0.50	0.20	NA	0.28	0.32	0.35	0.38	0.41	0.43	0.45	0.47	
	0.30		NA	0.25	0.28	0.31	0.35	0.38	0.40	0.43	0.45	
	0.20		NA	0.24	0.25	0.28	0.33	0.36	0.38	0.42	0.44	
0.30	0.50	0.20	NA	0.17	0.19	0.21	0.23	0.24	0.25	0.27	0.28	
	0.30		NA	0.15	0.17	0.19	0.21	0.23	0.24	0.26	0.27	
	0.20		NA	0.13	0.16	0.17	0.20	0.22	0.23	0.25	0.26	
0.00	0.00	0.00	NA	0.01	0.01	0.01	0.01	0.01	0.01	0.01	0.02	
<p>Rating: 41W Photometrically tested without ceiling board. Multiply UF values by service correction factors Calculate in accordance with CIBSE Technical Memorandum NO.5 1980</p>												

Utilisation Factor Table(Wall)

Utilisation Factors UF(W)			SHR NOM = 1.75								
Room Reflectance			Room Index(RI)								
Ceiling	Wall	Floor	0.75	1.00	1.25	1.50	2.00	2.50	3.00	4.00	5.00
0.70	0.50	0.20	NA	0.62	0.53	0.47	0.37	0.31	0.27	0.21	0.17
	0.30		NA	0.53	0.46	0.41	0.34	0.29	0.25	0.20	0.16
	0.20		NA	0.46	0.41	0.37	0.31	0.26	0.23	0.19	0.15
0.50	0.50	0.20	NA	0.43	0.37	0.33	0.26	0.22	0.19	0.14	0.12
	0.30		NA	0.38	0.33	0.29	0.24	0.20	0.17	0.14	0.11
	0.20		NA	0.33	0.29	0.26	0.22	0.19	0.16	0.13	0.11
0.30	0.50	0.20	NA	0.26	0.22	0.19	0.16	0.13	0.11	0.09	0.07
	0.30		NA	0.23	0.20	0.18	0.14	0.12	0.10	0.08	0.07
	0.20		NA	0.20	0.18	0.16	0.13	0.11	0.10	0.08	0.07
0.00	0.00	0.00	0.02	0.01	0.01	0.01	0.01	0.01	0.01	0.01	0.01
<p>Rating: 41W Photometrically tested without ceiling board. Multiply UF values by service correction factors Calculate in accordance with CIBSE Technical Memorandum NO.5 1980</p>											

Utilisation Factor Table(Ceiling cavity)

Utilisation Factors UF(C)			SHR NOM = 1.75								
Room Reflectance			Room Index(RI)								
Ceiling	Wall	Floor	0.75	1.00	1.25	1.50	2.00	2.50	3.00	4.00	5.00
0.70	0.50	0.20	NA	1.05	1.06	1.06	1.07	1.07	1.07	1.08	1.08
	0.30		NA	1.01	1.01	1.02	1.03	1.04	1.04	1.05	1.06
	0.20		NA	0.97	0.98	0.99	1.00	1.01	1.02	1.03	1.04
0.50	0.50	0.20	NA	1.02	1.02	1.02	1.03	1.03	1.03	1.03	1.03
	0.30		NA	0.98	0.99	0.99	1.00	1.01	1.01	1.01	1.02
	0.20		NA	0.96	0.96	0.97	0.98	0.99	0.99	1.00	1.01
0.30	0.50	0.20	NA	0.98	0.98	0.98	0.99	0.99	0.99	0.99	0.99
	0.30		NA	0.96	0.97	0.97	0.97	0.98	0.98	0.98	0.98
	0.20		NA	0.95	0.95	0.95	0.96	0.96	0.97	0.97	0.98
0.00	0.00	0.00	0.93	0.93	0.93	0.93	0.93	0.93	0.93	0.93	0.93
<p>Rating: 41W Photometrically tested without ceiling board. Multiply UF values by service correction factors Calculate in accordance with CIBSE Technical Memorandum NO.5 1980</p>											

Zonal Lumen

Gamma [°]	I _{mean} [cd]	Zonal Flux [lm]	Sum Zonal Flux [lm]	Rel Zonal Flux [%]	Sum Rel Zonal Flux [%]
0.0-1.0	13.9	0.0	0.0	0.00	0.00
1.0-2.0	13.9	0.0	0.1	0.00	0.00
2.0-3.0	13.9	0.1	0.1	0.00	0.00
3.0-4.0	14.0	0.1	0.2	0.00	0.01
4.0-5.0	14.0	0.1	0.3	0.00	0.01
5.0-6.0	14.1	0.1	0.5	0.00	0.01
6.0-7.0	14.1	0.2	0.7	0.00	0.02
7.0-8.0	14.1	0.2	0.9	0.01	0.02
8.0-9.0	14.2	0.2	1.1	0.01	0.03
9.0-10.0	14.3	0.3	1.3	0.01	0.04
10.0-11.0	14.6	0.3	1.6	0.01	0.05
11.0-12.0	14.8	0.3	2.0	0.01	0.05
12.0-13.0	15.1	0.4	2.3	0.01	0.06
13.0-14.0	15.4	0.4	2.7	0.01	0.08
14.0-15.0	15.7	0.4	3.1	0.01	0.09
15.0-16.0	15.9	0.5	3.6	0.01	0.10
16.0-17.0	16.1	0.5	4.1	0.01	0.11
17.0-18.0	16.3	0.5	4.6	0.01	0.13
18.0-19.0	16.4	0.6	5.2	0.02	0.15
19.0-20.0	16.6	0.6	5.8	0.02	0.16
20.0-21.0	16.8	0.6	6.5	0.02	0.18
21.0-22.0	17.0	0.7	7.2	0.02	0.20
22.0-23.0	17.1	0.7	7.9	0.02	0.22
23.0-24.0	17.2	0.8	8.6	0.02	0.24
24.0-25.0	17.3	0.8	9.4	0.02	0.26
25.0-26.0	17.2	0.8	10.2	0.02	0.29
26.0-27.0	17.1	0.8	11.1	0.02	0.31
27.0-28.0	17.0	0.9	11.9	0.02	0.33
28.0-29.0	16.8	0.9	12.8	0.02	0.36
29.0-30.0	16.6	0.9	13.7	0.02	0.38
30.0-31.0	16.4	0.9	14.6	0.03	0.41
31.0-32.0	16.1	0.9	15.5	0.03	0.43
32.0-33.0	16.0	0.9	16.5	0.03	0.46
33.0-34.0	15.8	1.0	17.4	0.03	0.49
34.0-35.0	15.6	1.0	18.4	0.03	0.51
35.0-36.0	15.5	1.0	19.4	0.03	0.54

C Plane (°):0.0-360.0: 30.0
 Test Lab: 65
 Test Type: TYPE C
 Temperature: 23
 Operator: QIU

Gamma Plane (°):0.0-180.0:1.0
 Test Device: GPM-1600L
 Distance: 8.690 m
 Humidity: 88
 Inspector:

Zonal Lumen (Continue 1)

Gamma [°]	I _{mean} [cd]	Zonal Flux [lm]	Sum Zonal Flux [lm]	Rel Zonal Flux [%]	Sum Rel Zonal Flux [%]
36.0-37.0	15.3	1.0	20.4	0.03	0.57
37.0-38.0	15.1	1.0	21.4	0.03	0.60
38.0-39.0	14.9	1.0	22.4	0.03	0.63
39.0-40.0	14.8	1.0	23.4	0.03	0.65
40.0-41.0	14.6	1.0	24.5	0.03	0.68
41.0-42.0	14.4	1.0	25.5	0.03	0.71
42.0-43.0	14.2	1.1	26.6	0.03	0.74
43.0-44.0	14.0	1.1	27.6	0.03	0.77
44.0-45.0	13.8	1.1	28.7	0.03	0.80
45.0-46.0	13.6	1.1	29.8	0.03	0.83
46.0-47.0	13.4	1.1	30.8	0.03	0.86
47.0-48.0	13.2	1.1	31.9	0.03	0.89
48.0-49.0	13.1	1.1	33.0	0.03	0.92
49.0-50.0	13.0	1.1	34.0	0.03	0.95
50.0-51.0	12.8	1.1	35.1	0.03	0.98
51.0-52.0	12.7	1.1	36.2	0.03	1.01
52.0-53.0	12.5	1.1	37.3	0.03	1.04
53.0-54.0	12.4	1.1	38.4	0.03	1.07
54.0-55.0	12.2	1.1	39.5	0.03	1.10
55.0-56.0	12.0	1.1	40.6	0.03	1.13
56.0-57.0	11.9	1.1	41.7	0.03	1.16
57.0-58.0	11.7	1.1	42.8	0.03	1.19
58.0-59.0	11.6	1.1	43.8	0.03	1.22
59.0-60.0	11.4	1.1	44.9	0.03	1.25
60.0-61.0	11.2	1.1	46.0	0.03	1.28
61.0-62.0	11.0	1.1	47.0	0.03	1.31
62.0-63.0	10.9	1.1	48.1	0.03	1.34
63.0-64.0	10.8	1.1	49.2	0.03	1.37
64.0-65.0	10.6	1.1	50.2	0.03	1.40
65.0-66.0	10.5	1.0	51.3	0.03	1.43
66.0-67.0	10.4	1.0	52.3	0.03	1.46
67.0-68.0	10.3	1.0	53.3	0.03	1.49
68.0-69.0	10.2	1.0	54.4	0.03	1.52
69.0-70.0	10.1	1.0	55.4	0.03	1.55
70.0-71.0	10.0	1.0	56.4	0.03	1.57
71.0-72.0	9.9	1.0	57.5	0.03	1.60

C Plane (°):0.0-360.0: 30.0
 Test Lab: 65
 Test Type: TYPE C
 Temperature: 23
 Operator: QIU

Gamma Plane (°):0.0-180.0:1.0
 Test Device: GPM-1600L
 Distance: 8.690 m
 Humidity: 88
 Inspector:

Zonal Lumen (Continue 2)

Gamma [°]	I _{mean} [cd]	Zonal Flux [lm]	Sum Zonal Flux [lm]	Rel Zonal Flux [%]	Sum Rel Zonal Flux [%]
72.0-73.0	9.8	1.0	58.5	0.03	1.63
73.0-74.0	9.7	1.0	59.5	0.03	1.66
74.0-75.0	9.6	1.0	60.5	0.03	1.69
75.0-76.0	9.5	1.0	61.5	0.03	1.72
76.0-77.0	9.4	1.0	62.5	0.03	1.75
77.0-78.0	9.3	1.0	63.5	0.03	1.77
78.0-79.0	9.2	1.0	64.5	0.03	1.80
79.0-80.0	9.1	1.0	65.5	0.03	1.83
80.0-81.0	8.9	1.0	66.5	0.03	1.86
81.0-82.0	8.8	1.0	67.4	0.03	1.88
82.0-83.0	8.6	0.9	68.4	0.03	1.91
83.0-84.0	8.3	0.9	69.3	0.03	1.93
84.0-85.0	8.1	0.9	70.2	0.02	1.96
85.0-86.0	8.0	0.9	71.0	0.02	1.98
86.0-87.0	8.0	0.9	71.9	0.02	2.01
87.0-88.0	8.4	0.9	72.8	0.03	2.03
88.0-89.0	9.9	1.1	73.9	0.03	2.06
89.0-90.0	12.8	1.4	75.3	0.04	2.10
90.0-91.0	17.1	1.9	77.2	0.05	2.15
91.0-92.0	23.0	2.5	79.7	0.07	2.22
92.0-93.0	30.6	3.4	83.1	0.09	2.32
93.0-94.0	40.5	4.4	87.5	0.12	2.44
94.0-95.0	52.7	5.8	93.3	0.16	2.60
95.0-96.0	66.8	7.3	100.5	0.20	2.81
96.0-97.0	82.0	8.9	109.5	0.25	3.05
97.0-98.0	98.1	10.7	120.2	0.30	3.35
98.0-99.0	114.8	12.4	132.6	0.35	3.70
99.0-100.0	132.0	14.3	146.9	0.40	4.10
100.0-101.0	149.7	16.1	163.0	0.45	4.55
101.0-102.0	167.0	17.9	181.0	0.50	5.05
102.0-103.0	184.6	19.8	200.7	0.55	5.60
103.0-104.0	202.8	21.6	222.4	0.60	6.20
104.0-105.0	221.2	23.5	245.8	0.66	6.86
105.0-106.0	239.9	25.4	271.2	0.71	7.57
106.0-107.0	259.7	27.3	298.5	0.76	8.33
107.0-108.0	279.7	29.3	327.8	0.82	9.14

C Plane (°):0.0-360.0: 30.0
 Test Lab: 65
 Test Type: TYPE C
 Temperature: 23
 Operator: QIU

Gamma Plane (°):0.0-180.0:1.0
 Test Device: GPM-1600L
 Distance: 8.690 m
 Humidity: 88
 Inspector:

Zonal Lumen (Continue 3)

Gamma [°]	I _{mean} [cd]	Zonal Flux [lm]	Sum Zonal Flux [lm]	Rel Zonal Flux [%]	Sum Rel Zonal Flux [%]
108.0-109.0	299.9	31.2	358.9	0.87	10.02
109.0-110.0	320.5	33.1	392.1	0.92	10.94
110.0-111.0	341.4	35.1	427.1	0.98	11.92
111.0-112.0	362.3	37.0	464.1	1.03	12.95
112.0-113.0	383.2	38.8	502.9	1.08	14.03
113.0-114.0	404.0	40.6	543.6	1.13	15.17
114.0-115.0	424.7	42.4	585.9	1.18	16.35
115.0-116.0	445.4	44.1	630.0	1.23	17.58
116.0-117.0	466.1	45.7	675.8	1.28	18.86
117.0-118.0	486.8	47.3	723.1	1.32	20.18
118.0-119.0	507.4	48.9	772.0	1.36	21.54
119.0-120.0	528.0	50.4	822.4	1.41	22.95
120.0-121.0	548.6	51.8	874.2	1.45	24.39
121.0-122.0	569.2	53.2	927.5	1.48	25.88
122.0-123.0	589.7	54.5	982.0	1.52	27.40
123.0-124.0	609.9	55.8	1037.8	1.56	28.96
124.0-125.0	629.8	56.9	1094.7	1.59	30.54
125.0-126.0	649.5	58.0	1152.7	1.62	32.16
126.0-127.0	668.7	59.0	1211.6	1.64	33.81
127.0-128.0	687.6	59.8	1271.5	1.67	35.48
128.0-129.0	705.8	60.6	1332.0	1.69	37.17
129.0-130.0	723.5	61.2	1393.3	1.71	38.87
130.0-131.0	740.9	61.8	1455.0	1.72	40.60
131.0-132.0	758.1	62.3	1517.3	1.74	42.34
132.0-133.0	775.0	62.7	1580.0	1.75	44.08
133.0-134.0	791.8	63.0	1642.9	1.76	45.84
134.0-135.0	808.4	63.2	1706.2	1.76	47.61
135.0-136.0	824.7	63.4	1769.6	1.77	49.37
136.0-137.0	841.1	63.5	1833.1	1.77	51.15
137.0-138.0	857.6	63.5	1896.6	1.77	52.92
138.0-139.0	873.6	63.5	1960.1	1.77	54.69
139.0-140.0	888.7	63.3	2023.4	1.77	56.46
140.0-141.0	902.9	63.0	2086.3	1.76	58.21
141.0-142.0	915.5	62.5	2148.8	1.74	59.96
142.0-143.0	926.5	61.9	2210.7	1.73	61.68
143.0-144.0	936.1	61.1	2271.7	1.70	63.39

C Plane (°):0.0-360.0: 30.0
 Test Lab: 65
 Test Type: TYPE C
 Temperature: 23
 Operator: QIU

Gamma Plane (°):0.0-180.0:1.0
 Test Device: GPM-1600L
 Distance: 8.690 m
 Humidity: 88
 Inspector:

Zonal Lumen (Continue 4)

Gamma [°]	I _{mean} [cd]	Zonal Flux [lm]	Sum Zonal Flux [lm]	Rel Zonal Flux [%]	Sum Rel Zonal Flux [%]
144.0-145.0	944.4	60.1	2331.9	1.68	65.06
145.0-146.0	951.7	59.1	2391.0	1.65	66.71
146.0-147.0	958.4	58.0	2449.0	1.62	68.33
147.0-148.0	964.6	56.8	2505.8	1.59	69.92
148.0-149.0	970.7	55.6	2561.5	1.55	71.47
149.0-150.0	976.6	54.4	2615.8	1.52	72.99
150.0-151.0	982.6	53.1	2668.9	1.48	74.47
151.0-152.0	988.3	51.7	2720.6	1.44	75.91
152.0-153.0	993.2	50.3	2770.9	1.40	77.31
153.0-154.0	997.0	48.8	2819.7	1.36	78.67
154.0-155.0	999.8	47.2	2866.9	1.32	79.99
155.0-156.0	1001.4	45.5	2912.4	1.27	81.26
156.0-157.0	1000.9	43.8	2956.2	1.22	82.48
157.0-158.0	997.8	41.9	2998.0	1.17	83.65
158.0-159.0	992.5	39.9	3037.9	1.11	84.76
159.0-160.0	985.1	37.8	3075.8	1.06	85.82
160.0-161.0	974.9	35.7	3111.5	1.00	86.82
161.0-162.0	962.6	33.5	3144.9	0.93	87.75
162.0-163.0	948.6	31.3	3176.2	0.87	88.62
163.0-164.0	932.8	29.1	3205.3	0.81	89.43
164.0-165.0	915.6	26.8	3232.1	0.75	90.18
165.0-166.0	897.7	24.6	3256.8	0.69	90.87
166.0-167.0	879.7	22.5	3279.3	0.63	91.50
167.0-168.0	862.1	20.5	3299.7	0.57	92.07
168.0-169.0	844.6	18.5	3318.2	0.52	92.58
169.0-170.0	826.9	16.5	3334.7	0.46	93.04
170.0-171.0	808.8	14.6	3349.4	0.41	93.45
171.0-172.0	790.1	12.8	3362.2	0.36	93.81
172.0-173.0	771.2	11.0	3373.2	0.31	94.12
173.0-174.0	754.3	9.4	3382.6	0.26	94.38
174.0-175.0	739.4	7.8	3390.3	0.22	94.60
175.0-176.0	725.4	6.2	3396.6	0.17	94.77
176.0-177.0	712.5	4.8	3401.4	0.13	94.90
177.0-178.0	701.5	3.4	3404.7	0.09	95.00
178.0-179.0	692.3	2.0	3406.7	0.06	95.05
179.0-180.0	686.8	0.7	3407.4	0.02	95.07

C Plane (°):0.0-360.0: 30.0
 Test Lab: 65
 Test Type: TYPE C
 Temperature: 23
 Operator: QIU

Gamma Plane (°):0.0-180.0:1.0
 Test Device: GPM-1600L
 Distance: 8.690 m
 Humidity: 88
 Inspector:

Candlepower Table

Unit: cd

G\C	C0.0	C30.0	C60.0	C90.0	C120.0	C150.0	C180.0	C210.0	C240.0	C270.0
G0.0	13.0	13.3	16.0	13.9	14.2	13.2	13.0	13.3	16.0	13.9
G1.0	13.0	13.3	16.0	13.9	14.1	13.2	13.0	13.3	15.9	13.9
G2.0	13.0	13.4	16.0	13.8	14.0	13.2	13.1	13.2	15.7	14.1
G3.0	13.1	13.4	15.9	14.0	13.9	13.2	13.1	13.2	15.6	14.3
G4.0	13.1	13.5	15.9	14.4	13.8	13.3	13.1	13.2	15.2	14.5
G5.0	13.3	13.7	15.9	14.6	13.8	13.3	13.1	13.2	14.9	14.6
G6.0	13.3	13.9	15.8	14.9	13.7	13.2	13.1	13.1	14.4	14.7
G7.0	13.3	13.9	15.8	15.0	13.6	13.2	13.2	13.1	14.0	14.9
G8.0	13.2	13.9	15.9	15.2	13.6	13.2	13.2	13.1	13.6	15.4
G9.0	13.1	13.8	16.1	15.3	13.5	13.2	13.3	13.1	13.9	16.3
G10.0	13.1	13.8	16.3	15.5	13.5	13.3	13.3	13.1	14.5	16.9
G11.0	13.1	13.8	16.5	15.9	13.6	13.3	13.4	13.1	15.1	17.6
G12.0	13.1	13.8	16.7	16.6	14.0	13.3	13.5	13.1	15.7	18.2
G13.0	13.1	13.8	17.2	17.2	14.6	13.3	13.6	13.2	16.4	18.4
G14.0	13.1	13.8	17.9	17.8	15.3	13.3	13.6	13.4	16.7	18.4
G15.0	13.1	13.8	18.7	18.3	15.9	13.3	13.7	13.9	16.8	18.3
G16.0	13.1	13.8	19.3	18.6	16.5	13.3	13.8	14.3	16.9	18.0
G17.0	13.0	13.7	20.0	18.8	16.9	13.4	13.8	14.8	16.9	18.0
G18.0	13.0	13.7	20.6	18.7	17.3	13.4	13.9	15.2	16.8	18.0
G19.0	13.0	13.8	21.1	18.5	17.6	13.6	13.9	15.6	17.0	18.3
G20.0	13.0	13.8	21.5	18.4	17.5	13.9	13.9	16.0	17.1	18.7
G21.0	13.0	13.9	21.7	18.3	17.4	14.4	14.0	16.3	17.4	18.8
G22.0	13.0	14.1	21.9	18.3	17.3	14.8	14.0	16.6	17.7	18.5
G23.0	13.0	14.4	22.0	18.5	17.4	15.2	14.1	16.9	17.8	18.0
G24.0	12.9	14.8	22.2	18.4	17.6	15.6	14.1	17.2	17.6	17.3
G25.0	12.9	15.2	22.5	18.1	17.8	15.9	14.1	17.4	17.0	16.9
G26.0	12.9	15.6	22.9	17.4	18.0	16.3	14.1	17.5	16.3	16.5
G27.0	12.8	15.9	23.2	16.7	18.0	16.6	14.2	17.5	15.7	16.2
G28.0	12.7	16.2	23.3	16.2	17.7	16.8	14.2	17.3	15.3	15.8
G29.0	12.7	16.5	23.0	15.8	17.0	17.1	14.2	17.2	15.0	15.4
G30.0	12.7	16.6	22.3	15.4	16.4	17.3	14.2	17.3	14.8	15.0
G31.0	12.6	16.8	21.5	15.1	15.8	17.3	14.2	17.4	14.5	14.6
G32.0	12.6	16.9	20.8	14.8	15.4	17.4	14.2	17.5	14.3	14.3
G33.0	12.5	16.9	20.1	14.4	15.0	17.3	14.2	17.7	14.1	14.0
G34.0	12.4	16.8	19.5	14.2	14.8	17.3	14.2	17.9	14.0	13.7
G35.0	12.3	16.6	18.8	14.0	14.5	17.2	14.2	18.0	13.8	13.5
G36.0	12.2	16.6	18.2	13.8	14.2	17.1	14.2	17.9	13.6	13.3

C Plane (°):0.0-360.0: 30.0
 Test Lab: 65
 Test Type: TYPE C
 Temperature: 23
 Operator: QIU

Gamma Plane (°):0.0-180.0:1.0
 Test Device: GPM-1600L
 Distance: 8.690 m
 Humidity: 88
 Inspector:

Candlepower Table (Continue 1)

Unit: cd

G\C	C0.0	C30.0	C60.0	C90.0	C120.0	C150.0	C180.0	C210.0	C240.0	C270.0
G37.0	12.1	16.4	17.5	13.7	14.0	17.0	14.1	17.6	13.5	13.2
G38.0	12.0	16.3	17.0	13.5	13.8	17.0	14.1	17.2	13.4	13.1
G39.0	11.8	16.3	16.5	13.4	13.7	17.1	14.0	16.7	13.3	13.0
G40.0	11.6	16.4	16.0	13.3	13.5	17.1	14.0	16.3	13.1	12.9
G41.0	11.4	16.5	15.6	13.2	13.4	17.0	13.9	15.9	13.0	12.9
G42.0	11.2	16.5	15.2	13.1	13.2	16.8	13.9	15.6	12.9	12.8
G43.0	11.0	16.5	14.9	12.9	13.1	16.4	13.8	15.4	12.8	12.7
G44.0	10.9	16.3	14.5	12.9	12.9	15.9	13.8	15.1	12.7	12.6
G45.0	10.7	15.9	14.2	12.7	12.8	15.4	13.7	14.9	12.6	12.5
G46.0	10.6	15.4	13.9	12.6	12.7	15.1	13.6	14.7	12.5	12.4
G47.0	10.4	15.0	13.6	12.4	12.6	14.9	13.5	14.5	12.4	12.2
G48.0	10.3	14.6	13.4	12.3	12.5	14.7	13.4	14.4	12.4	12.1
G49.0	10.1	14.4	13.1	12.1	12.4	14.5	13.3	14.3	12.3	11.9
G50.0	10.0	14.2	12.8	12.0	12.3	14.4	13.2	14.2	12.2	11.8
G51.0	9.7	14.0	12.6	11.8	12.3	14.2	13.1	14.1	12.1	11.6
G52.0	9.5	13.9	12.3	11.7	12.2	14.1	13.0	14.0	12.1	11.4
G53.0	9.3	13.7	12.1	11.5	12.1	13.9	12.9	13.8	12.0	11.2
G54.0	9.1	13.5	11.9	11.3	12.0	13.8	12.8	13.7	12.0	11.0
G55.0	8.9	13.3	11.7	11.1	12.0	13.6	12.7	13.6	11.9	10.8
G56.0	8.8	13.1	11.5	10.9	11.9	13.5	12.6	13.5	11.9	10.6
G57.0	8.6	12.9	11.3	10.8	11.8	13.3	12.8	13.4	11.8	10.4
G58.0	8.4	12.6	11.2	10.6	11.8	13.2	12.8	13.3	11.7	10.3
G59.0	8.2	12.3	11.0	10.4	11.7	13.1	12.9	13.2	11.6	10.0
G60.0	8.0	11.9	10.8	10.1	11.6	13.0	13.0	13.1	11.6	9.8
G61.0	7.9	11.5	10.6	9.9	11.5	12.9	13.1	13.1	11.5	9.6
G62.0	7.7	11.1	10.4	9.7	11.4	12.9	13.3	13.0	11.4	9.4
G63.0	7.5	10.8	10.3	9.6	11.4	12.8	13.4	13.0	11.3	9.2
G64.0	7.4	10.5	10.1	9.3	11.3	12.7	13.5	12.9	11.2	9.0
G65.0	7.2	10.3	9.9	9.1	11.2	12.7	13.7	12.9	11.1	8.8
G66.0	7.0	10.0	9.7	8.9	11.1	12.6	13.8	12.9	11.0	8.6
G67.0	7.0	9.8	9.5	8.8	11.0	12.4	14.0	12.8	10.9	8.4
G68.0	7.1	9.6	9.3	8.6	10.9	12.4	14.2	12.8	10.7	8.2
G69.0	7.2	9.4	9.1	8.4	10.8	12.3	14.4	12.7	10.6	8.0
G70.0	7.3	9.2	9.0	8.2	10.6	12.2	14.6	12.7	10.4	7.8
G71.0	7.3	9.0	8.8	8.0	10.5	12.1	14.8	12.6	10.3	7.6
G72.0	7.4	8.8	8.6	7.8	10.4	12.0	15.1	12.5	10.2	7.4
G73.0	7.5	8.6	8.4	7.6	10.2	11.9	15.3	12.4	10.1	7.2

C Plane (°):0.0-360.0: 30.0
 Test Lab: 65
 Test Type: TYPE C
 Temperature: 23
 Operator: QIU

Gamma Plane (°):0.0-180.0:1.0
 Test Device: GPM-1600L
 Distance: 8.690 m
 Humidity: 88
 Inspector:

Candlepower Table (Continue 2)

Unit: cd

G\C	C0.0	C30.0	C60.0	C90.0	C120.0	C150.0	C180.0	C210.0	C240.0	C270.0
G74.0	7.6	8.4	8.3	7.4	10.0	11.8	15.6	12.4	10.0	7.0
G75.0	7.8	8.2	8.1	7.3	9.9	11.6	15.8	12.3	9.8	6.8
G76.0	7.9	7.9	8.0	7.1	9.8	11.5	16.2	12.2	9.6	6.6
G77.0	8.1	7.7	7.9	6.9	9.7	11.4	16.8	12.1	9.5	6.4
G78.0	8.4	7.5	7.8	6.7	9.6	11.3	17.1	12.0	9.3	6.2
G79.0	8.6	7.3	7.6	6.6	9.5	11.1	16.9	11.9	9.2	6.0
G80.0	8.9	7.1	7.4	6.4	9.4	11.0	16.5	11.8	9.1	5.9
G81.0	9.1	6.9	7.3	6.2	9.4	10.9	15.8	11.7	9.0	5.7
G82.0	9.2	6.7	7.2	6.1	9.3	10.7	14.8	11.6	8.8	5.5
G83.0	9.2	6.4	7.0	5.9	9.2	10.6	13.7	11.5	8.7	5.4
G84.0	8.8	6.2	6.8	5.7	9.1	10.6	12.6	11.6	8.7	5.3
G85.0	8.0	6.1	6.6	5.5	8.9	10.7	11.9	11.7	8.8	5.3
G86.0	7.3	6.0	6.4	5.4	8.7	10.7	11.4	11.9	9.0	5.4
G87.0	6.6	6.0	6.2	5.2	8.5	10.7	11.1	12.5	10.0	5.8
G88.0	5.9	6.1	6.1	5.0	8.4	10.8	11.4	16.4	14.5	8.5
G89.0	5.4	6.1	5.9	4.9	8.4	10.9	15.8	22.5	21.5	14.5
G90.0	4.9	6.1	5.8	4.9	8.4	11.2	23.4	32.2	31.0	23.1
G91.0	4.6	6.2	5.8	4.9	8.6	12.5	34.3	43.6	43.2	33.8
G92.0	4.4	6.5	5.9	5.1	9.8	16.8	48.0	58.0	58.0	47.7
G93.0	6.7	6.9	6.3	6.3	14.3	24.2	63.8	73.4	73.8	62.4
G94.0	13.1	10.7	8.6	10.7	21.6	34.4	81.9	90.8	91.9	79.4
G95.0	22.4	17.6	15.4	18.4	31.4	46.8	101.9	109.6	110.4	97.6
G96.0	34.0	26.8	24.2	28.0	44.0	61.1	120.3	129.2	130.1	116.6
G97.0	49.1	39.1	36.1	40.4	59.0	77.6	134.4	148.9	143.3	137.0
G98.0	66.3	52.8	49.7	54.3	75.1	95.4	149.0	168.8	159.1	158.2
G99.0	85.2	69.1	65.6	71.2	92.8	114.8	162.6	183.8	173.1	179.5
G100.0	104.1	86.2	82.7	88.6	111.1	134.8	175.6	198.4	193.4	201.5
G101.0	117.9	105.4	101.9	107.2	123.3	154.4	187.4	212.9	214.9	224.7
G102.0	131.9	125.1	116.6	126.2	138.3	169.1	198.7	230.0	237.0	247.1
G103.0	145.2	146.9	131.3	148.0	153.1	184.1	210.0	251.5	259.1	269.8
G104.0	158.8	168.1	144.8	168.9	172.5	198.3	220.8	278.8	281.4	293.2
G105.0	171.9	184.2	162.1	190.5	193.9	215.4	230.9	297.4	304.0	316.7
G106.0	182.9	199.2	182.2	213.0	215.8	236.2	240.3	319.9	328.1	340.1
G107.0	194.4	213.5	203.7	235.4	238.2	259.0	250.1	342.4	351.8	363.8
G108.0	204.9	227.6	225.2	258.2	260.6	281.6	259.4	363.9	374.7	387.8
G109.0	215.0	247.1	248.4	281.6	283.2	304.3	270.2	386.0	397.7	412.0
G110.0	225.0	268.5	270.4	304.8	306.2	327.3	280.5	406.6	421.2	436.1

C Plane (°):0.0-360.0: 30.0
 Test Lab: 65
 Test Type: TYPE C
 Temperature: 23
 Operator: QIU

Gamma Plane (°):0.0-180.0:1.0
 Test Device: GPM-1600L
 Distance: 8.690 m
 Humidity: 88
 Inspector:

Candlepower Table (Continue 3)

Unit: cd

G\C	C0.0	C30.0	C60.0	C90.0	C120.0	C150.0	C180.0	C210.0	C240.0	C270.0
G111.0	234.4	292.2	293.8	328.7	329.8	350.8	291.1	429.1	445.5	459.8
G112.0	243.4	315.0	316.9	352.9	353.0	373.7	299.6	450.8	468.4	484.6
G113.0	252.4	338.3	340.6	376.8	377.4	397.5	307.5	472.9	492.2	509.2
G114.0	260.9	361.0	364.0	400.9	400.7	419.5	315.0	495.5	516.1	532.9
G115.0	270.2	383.7	388.0	425.5	424.4	441.4	322.1	518.4	539.3	558.3
G116.0	280.2	406.0	411.9	450.3	447.8	462.7	328.6	541.9	562.5	581.2
G117.0	290.8	427.8	436.0	474.7	471.3	484.5	334.7	565.5	585.0	606.0
G118.0	299.5	449.6	459.4	499.0	494.6	505.5	340.7	590.3	608.0	629.5
G119.0	308.0	471.4	482.8	523.8	517.8	527.6	346.4	615.0	630.9	653.8
G120.0	315.5	493.3	506.6	548.0	541.4	550.5	351.7	639.7	653.2	677.4
G121.0	322.4	515.0	529.8	572.6	565.0	572.5	356.9	665.0	677.1	700.9
G122.0	329.0	537.3	553.9	596.4	588.4	595.5	361.8	689.9	699.6	724.3
G123.0	335.3	559.0	576.9	620.8	611.5	617.5	366.7	715.8	723.3	747.6
G124.0	341.1	582.5	600.3	645.0	634.0	641.0	371.2	741.2	744.8	770.8
G125.0	346.8	605.2	623.1	668.2	656.7	664.7	375.7	766.1	769.7	793.9
G126.0	352.4	628.2	646.0	692.3	679.8	688.1	379.8	790.1	792.3	816.2
G127.0	357.6	647.6	668.7	715.9	702.5	711.6	384.0	814.0	815.7	838.8
G128.0	362.8	661.5	692.0	741.0	725.7	735.6	387.8	837.3	839.6	861.8
G129.0	368.0	672.6	714.4	763.1	748.4	759.1	391.7	859.6	862.1	884.0
G130.0	373.3	682.4	738.2	787.1	770.8	783.1	395.1	882.3	884.9	905.5
G131.0	378.2	691.3	759.9	809.3	794.6	806.1	398.8	904.1	908.1	927.2
G132.0	383.0	699.9	783.2	832.3	817.8	829.7	402.0	924.6	930.5	949.3
G133.0	387.6	707.8	806.8	854.6	840.9	852.9	405.1	944.8	952.5	970.8
G134.0	392.4	715.5	830.7	877.9	863.7	875.4	408.1	964.3	974.3	991.7
G135.0	396.7	723.0	853.8	899.9	886.3	897.3	411.2	983.4	996.3	1012.7
G136.0	400.9	731.5	877.3	921.9	909.3	918.8	414.0	999.4	1018.1	1033.0
G137.0	405.0	741.1	899.5	943.7	931.3	939.3	422.8	1012.8	1039.7	1053.6
G138.0	408.9	755.7	923.0	965.6	954.0	959.5	437.0	1022.8	1060.7	1073.7
G139.0	412.6	772.7	943.7	986.4	976.0	978.4	452.9	1028.6	1081.2	1093.3
G140.0	416.3	792.6	963.6	1008.3	998.3	998.3	469.4	1033.0	1101.1	1112.5
G141.0	419.6	811.7	978.3	1029.0	1019.9	1016.3	486.3	1036.3	1120.8	1132.0
G142.0	424.0	829.8	988.4	1050.0	1041.6	1034.3	500.2	1038.2	1139.9	1150.3
G143.0	435.3	847.4	993.2	1070.1	1062.5	1044.3	509.8	1038.7	1158.3	1168.2
G144.0	447.9	863.3	995.0	1089.9	1083.7	1051.0	519.3	1038.0	1175.5	1184.8
G145.0	457.9	873.2	994.8	1109.7	1103.8	1057.0	528.9	1035.7	1193.1	1201.7
G146.0	468.3	880.4	993.5	1129.0	1123.2	1061.6	538.0	1032.2	1209.5	1217.8
G147.0	479.1	886.5	991.0	1146.9	1142.1	1064.7	547.2	1027.1	1224.8	1232.4

C Plane (°):0.0-360.0: 30.0
 Test Lab: 65
 Test Type: TYPE C
 Temperature: 23
 Operator: QIU

Gamma Plane (°):0.0-180.0:1.0
 Test Device: GPM-1600L
 Distance: 8.690 m
 Humidity: 88
 Inspector:

Candlepower Table (Continue 4)

Unit: cd

G\C	C0.0	C30.0	C60.0	C90.0	C120.0	C150.0	C180.0	C210.0	C240.0	C270.0
G148.0	489.9	891.2	987.5	1165.4	1160.3	1066.8	556.5	1020.9	1239.6	1247.3
G149.0	500.1	894.7	983.4	1182.5	1177.7	1067.1	565.5	1013.1	1253.3	1261.0
G150.0	511.3	897.0	979.0	1198.8	1195.0	1066.2	574.4	1004.6	1265.9	1274.4
G151.0	521.7	898.8	976.7	1214.7	1210.9	1063.8	583.2	994.9	1276.6	1287.0
G152.0	532.2	900.5	977.3	1229.8	1226.3	1060.3	592.0	983.9	1280.7	1298.4
G153.0	542.2	901.5	980.6	1244.2	1240.6	1055.4	600.2	972.3	1277.9	1308.6
G154.0	552.3	902.5	984.5	1257.8	1254.0	1049.3	608.6	960.0	1269.9	1318.7
G155.0	561.9	903.5	991.4	1270.2	1267.2	1041.8	616.7	947.3	1259.9	1322.4
G156.0	571.6	904.1	1000.9	1282.2	1278.3	1033.6	624.7	933.2	1247.5	1318.5
G157.0	581.1	904.6	1008.8	1293.2	1277.3	1024.2	632.5	919.0	1232.8	1306.1
G158.0	591.0	904.6	1007.1	1302.9	1271.3	1012.2	640.1	904.1	1214.2	1291.0
G159.0	600.8	903.5	1000.8	1311.9	1263.5	1000.0	647.5	888.3	1193.8	1273.3
G160.0	610.4	900.3	990.1	1311.4	1253.2	986.3	654.7	870.9	1170.7	1252.5
G161.0	619.0	896.2	974.3	1300.2	1239.0	972.7	661.7	853.8	1145.6	1228.5
G162.0	627.9	890.9	954.8	1286.5	1222.4	956.9	668.6	835.4	1118.5	1199.4
G163.0	636.1	883.7	932.2	1270.6	1203.0	941.4	675.1	818.6	1089.5	1167.6
G164.0	644.9	874.8	908.7	1250.2	1180.6	925.0	681.5	800.5	1057.7	1121.3
G165.0	653.5	864.7	887.9	1227.3	1154.5	907.6	687.7	783.8	1026.3	1075.5
G166.0	661.4	854.0	869.3	1200.8	1126.5	891.5	693.6	767.2	992.1	1024.8
G167.0	669.3	842.5	853.7	1171.9	1096.6	873.2	699.2	754.5	958.7	977.4
G168.0	676.8	830.5	842.2	1138.2	1066.1	855.5	704.5	745.7	924.6	929.9
G169.0	684.3	818.8	835.1	1105.2	1032.1	836.7	709.7	740.2	888.8	877.0
G170.0	691.1	807.6	829.4	1067.9	999.0	818.6	714.7	735.4	852.7	813.8
G171.0	698.1	795.9	823.2	1029.1	964.5	799.6	719.4	731.6	817.7	750.3
G172.0	704.5	784.3	816.0	978.0	930.7	781.7	723.9	728.6	784.4	685.5
G173.0	710.6	773.0	805.8	916.7	895.3	764.1	728.0	727.2	762.9	626.4
G174.0	716.6	761.5	794.6	855.4	862.5	752.2	731.6	727.2	749.8	578.4
G175.0	720.5	752.3	780.4	787.0	826.4	745.8	734.5	728.8	738.9	539.5
G176.0	724.9	747.2	763.1	718.7	793.3	741.5	736.5	731.6	731.2	501.6
G177.0	729.3	742.9	743.8	650.7	767.7	737.8	737.5	733.3	728.9	461.9
G178.0	732.5	740.4	736.9	587.8	752.3	734.7	737.7	734.0	728.8	424.1
G179.0	734.7	737.8	732.2	512.2	739.7	732.5	737.1	734.3	727.1	410.2
G180.0	735.8	735.5	728.2	452.8	731.2	730.8	736.2	736.0	728.4	452.7

C Plane (°):0.0-360.0: 30.0
 Test Lab: 65
 Test Type: TYPE C
 Temperature: 23
 Operator: QIU

Gamma Plane (°):0.0-180.0:1.0
 Test Device: GPM-1600L
 Distance: 8.690 m
 Humidity: 88
 Inspector:

Candlepower Table (Continue 5)

Unit: cd

G\C	C300.0	C330.0	C360.0							
G0.0	14.2	13.2	13.0							
G1.0	14.3	13.3	13.0							
G2.0	14.4	13.3	13.0							
G3.0	14.5	13.3	13.1							
G4.0	14.6	13.3	13.1							
G5.0	14.8	13.5	13.3							
G6.0	14.9	13.6	13.3							
G7.0	15.0	13.6	13.3							
G8.0	15.3	13.6	13.2							
G9.0	15.7	13.5	13.1							
G10.0	16.6	13.4	13.1							
G11.0	17.5	13.4	13.1							
G12.0	18.4	13.3	13.1							
G13.0	19.2	13.3	13.1							
G14.0	19.9	13.3	13.1							
G15.0	20.4	13.4	13.1							
G16.0	20.7	13.6	13.1							
G17.0	20.9	14.0	13.0							
G18.0	21.0	14.4	13.0							
G19.0	21.0	14.8	13.0							
G20.0	21.4	15.2	13.0							
G21.0	21.8	15.6	13.0							
G22.0	22.2	15.9	13.0							
G23.0	22.8	16.2	13.0							
G24.0	23.0	16.4	12.9							
G25.0	22.8	16.5	12.9							
G26.0	22.2	16.6	12.9							
G27.0	21.4	16.6	12.8							
G28.0	20.6	16.6	12.7							
G29.0	20.0	16.5	12.7							
G30.0	19.5	16.3	12.7							
G31.0	18.9	16.3	12.6							
G32.0	18.2	16.3	12.6							
G33.0	17.7	16.4	12.5							
G34.0	17.3	16.6	12.4							
G35.0	16.8	16.8	12.3							
G36.0	16.4	17.0	12.2							

C Plane (°):0.0-360.0: 30.0
 Test Lab: 65
 Test Type: TYPE C
 Temperature: 23
 Operator: QIU

Gamma Plane (°):0.0-180.0:1.0
 Test Device: GPM-1600L
 Distance: 8.690 m
 Humidity: 88
 Inspector:

Candlepower Table (Continue 6)

Unit: cd

G\C	C300.0	C330.0	C360.0							
G37.0	16.0	17.3	12.1							
G38.0	15.6	17.3	12.0							
G39.0	15.3	17.2	11.8							
G40.0	15.0	16.9	11.6							
G41.0	14.7	16.4	11.4							
G42.0	14.4	15.9	11.2							
G43.0	14.2	15.5	11.0							
G44.0	14.0	15.3	10.9							
G45.0	13.8	15.0	10.7							
G46.0	13.7	14.9	10.6							
G47.0	13.6	14.7	10.4							
G48.0	13.5	14.5	10.3							
G49.0	13.5	14.4	10.1							
G50.0	13.5	14.2	10.0							
G51.0	13.5	13.9	9.7							
G52.0	13.5	13.6	9.5							
G53.0	13.5	13.2	9.3							
G54.0	13.4	12.9	9.1							
G55.0	13.3	12.5	8.9							
G56.0	13.0	12.2	8.8							
G57.0	12.6	11.9	8.6							
G58.0	12.2	11.7	8.4							
G59.0	11.7	11.5	8.2							
G60.0	11.2	11.2	8.0							
G61.0	10.7	11.0	7.9							
G62.0	10.4	10.8	7.7							
G63.0	10.2	10.6	7.5							
G64.0	10.0	10.4	7.4							
G65.0	9.8	10.2	7.2							
G66.0	9.6	10.1	7.0							
G67.0	9.5	9.9	7.0							
G68.0	9.3	9.8	7.1							
G69.0	9.2	9.6	7.2							
G70.0	9.0	9.4	7.3							
G71.0	8.9	9.3	7.3							
G72.0	8.8	9.1	7.4							
G73.0	8.6	8.9	7.5							

C Plane (°):0.0-360.0: 30.0
 Test Lab: 65
 Test Type: TYPE C
 Temperature: 23
 Operator: QIU

Gamma Plane (°):0.0-180.0:1.0
 Test Device: GPM-1600L
 Distance: 8.690 m
 Humidity: 88
 Inspector:

Candlepower Table (Continue 7)

Unit: cd

G\C	C300.0	C330.0	C360.0							
G74.0	8.5	8.8	7.6							
G75.0	8.3	8.6	7.8							
G76.0	8.1	8.5	7.9							
G77.0	7.9	8.3	8.1							
G78.0	7.7	8.1	8.4							
G79.0	7.6	7.8	8.6							
G80.0	7.4	7.5	8.9							
G81.0	7.2	7.2	9.1							
G82.0	7.0	7.0	9.2							
G83.0	6.8	6.9	9.2							
G84.0	6.6	6.7	8.8							
G85.0	6.5	6.7	8.0							
G86.0	6.4	6.6	7.3							
G87.0	6.6	6.6	6.6							
G88.0	6.8	6.7	5.9							
G89.0	9.1	7.1	5.4							
G90.0	14.6	9.1	4.9							
G91.0	22.8	14.7	4.6							
G92.0	33.8	22.9	4.4							
G93.0	46.8	33.5	6.7							
G94.0	62.5	46.9	13.1							
G95.0	78.7	61.6	22.4							
G96.0	97.4	78.8	34.0							
G97.0	116.5	96.6	49.1							
G98.0	132.9	115.5	66.3							
G99.0	144.0	135.4	85.2							
G100.0	157.9	157.0	104.1							
G101.0	173.1	177.5	117.9							
G102.0	195.1	193.2	131.9							
G103.0	216.4	206.7	145.2							
G104.0	238.9	220.8	158.8							
G105.0	261.4	234.4	171.9							
G106.0	284.5	253.7	182.9							
G107.0	309.4	276.4	194.4							
G108.0	332.6	299.0	204.9							
G109.0	356.4	321.3	215.0							
G110.0	380.1	343.0	225.0							

C Plane (°):0.0-360.0: 30.0
 Test Lab: 65
 Test Type: TYPE C
 Temperature: 23
 Operator: QIU

Gamma Plane (°):0.0-180.0:1.0
 Test Device: GPM-1600L
 Distance: 8.690 m
 Humidity: 88
 Inspector:

Candlepower Table (Continue 8)

Unit: cd

G\C	C300.0	C330.0	C360.0							
G111.0	403.7	364.9	234.4							
G112.0	427.3	386.5	243.4							
G113.0	451.5	408.4	252.4							
G114.0	474.5	429.9	260.9							
G115.0	498.7	451.8	270.2							
G116.0	521.7	473.5	280.2							
G117.0	545.7	496.4	290.8							
G118.0	568.5	519.2	299.5							
G119.0	591.7	543.6	308.0							
G120.0	614.1	567.2	315.5							
G121.0	638.0	592.3	322.4							
G122.0	660.3	617.0	329.0							
G123.0	684.1	640.3	335.3							
G124.0	706.8	659.8	341.1							
G125.0	730.0	677.2	346.8							
G126.0	753.2	692.5	352.4							
G127.0	775.9	706.9	357.6							
G128.0	799.1	720.0	362.8							
G129.0	822.2	730.9	368.0							
G130.0	845.1	740.3	373.3							
G131.0	868.0	748.7	378.2							
G132.0	890.8	756.6	383.0							
G133.0	913.4	764.0	387.6							
G134.0	935.4	772.0	392.4							
G135.0	955.0	783.8	396.7							
G136.0	971.9	798.1	400.9							
G137.0	988.2	814.8	405.0							
G138.0	1002.3	827.2	408.9							
G139.0	1013.6	836.1	412.6							
G140.0	1018.0	843.0	416.3							
G141.0	1015.6	848.3	419.6							
G142.0	1008.0	852.0	424.0							
G143.0	997.0	854.5	435.3							
G144.0	982.6	855.8	447.9							
G145.0	966.9	856.0	457.9							
G146.0	953.9	855.3	468.3							
G147.0	942.7	853.7	479.1							

C Plane (°):0.0-360.0: 30.0
 Test Lab: 65
 Test Type: TYPE C
 Temperature: 23
 Operator: QIU

Gamma Plane (°):0.0-180.0:1.0
 Test Device: GPM-1600L
 Distance: 8.690 m
 Humidity: 88
 Inspector:

Candlepower Table (Continue 9)

Unit: cd

G\C	C300.0	C330.0	C360.0							
G148.0	936.1	851.7	489.9							
G149.0	935.5	849.4	500.1							
G150.0	941.9	846.9	511.3							
G151.0	954.3	844.5	521.7							
G152.0	969.4	842.5	532.2							
G153.0	979.7	840.4	542.2							
G154.0	987.5	839.1	552.3							
G155.0	992.1	836.6	561.9							
G156.0	994.2	832.6	571.6							
G157.0	993.0	827.7	581.1							
G158.0	987.1	821.2	591.0							
G159.0	975.8	814.6	600.8							
G160.0	960.4	806.6	610.4							
G161.0	942.2	797.5	619.0							
G162.0	922.7	786.7	627.9							
G163.0	902.7	775.4	636.1							
G164.0	882.0	763.5	644.9							
G165.0	862.1	751.7	653.5							
G166.0	841.8	739.9	661.4							
G167.0	824.0	728.9	669.3							
G168.0	805.7	719.6	676.8							
G169.0	788.7	714.2	684.3							
G170.0	771.8	712.8	691.1							
G171.0	754.2	712.5	698.1							
G172.0	734.5	713.0	704.5							
G173.0	719.8	714.1	710.6							
G174.0	714.1	716.0	716.6							
G175.0	712.4	718.7	720.5							
G176.0	712.7	722.2	724.9							
G177.0	715.9	726.3	729.3							
G178.0	722.2	728.8	732.5							
G179.0	727.0	729.9	734.7							
G180.0	731.1	730.8	735.8							

C Plane (°):0.0-360.0: 30.0
 Test Lab: 65
 Test Type: TYPE C
 Temperature: 23
 Operator: QIU

Gamma Plane (°):0.0-180.0:1.0
 Test Device: GPM-1600L
 Distance: 8.690 m
 Humidity: 88
 Inspector: